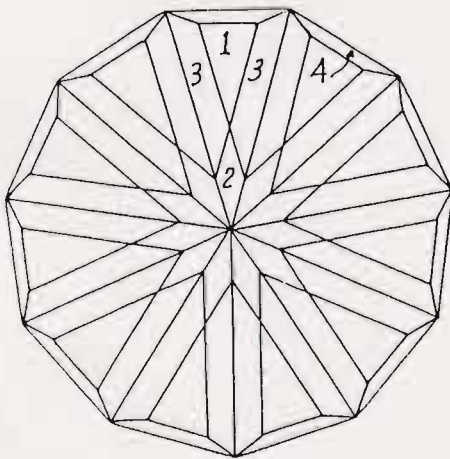


THE DREAMLITE ELEVEN

The DREAMLITE ELEVEN is an 11-fold Brilliant for the 77 Index Gear. It has the distinctive look of a Bob Hall design--and provides super scintillation--and that's what the odd-sided stones are all about. Bob writes that he is trying this design in a number of other multiples, and they are looking "pretty good"--now, if Bob says they're pretty good, you know they're pretty good. We are all happy that he shares his designs so willingly, and we look forward to the "Dreamlite Suite"--it would make an interesting side-by-side display. But, first things first: here's the DREAMLITE ELEVEN.

Angles are for Quartz--and where .5 index angles are called for, use the pin between the segment and the index gear.



PAVILION

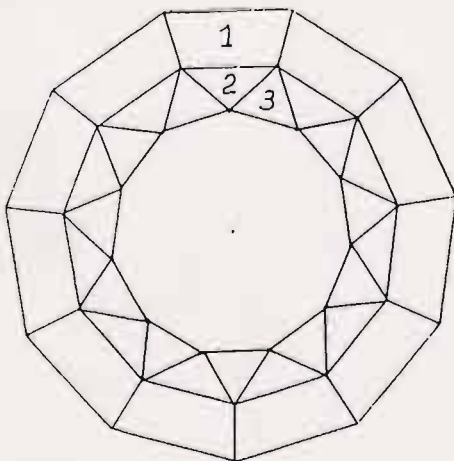
P.F. 90° 77, 07, 14, 21, 28, 35, 42, 49,
56, 63, 70

1. 45° same as P.F.

2. 43° same as P.F.

3. 44.5° +/- 76-01, 06-08, 13-15, 20-22,
27-29, 34-36, 41-43, 48-50,
55-57, 62-64, 69-71

4. 60° same as P.F.



CROWN

1. 45° 77, 07, 14, 21, 28, 35, 42, 49,
56, 63, 70

2. 35° same as 1

3. 30° 3.5, 10.5, 17.5, 24.5, 31.5,
38.5, 45.5, 52.5, 59.5,
66.5, 73.5

Yes, we have several more 77 designs in the hopper--but if you have one (or a design for any other index gear), don't be shy--sent it along.

[des77.onl]



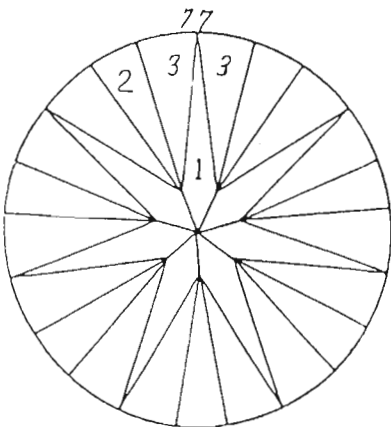
Bob Hall

TWO DESIGNS FOR THE 77 INDEX GEAR We've had a number of 77 Index Gear designs submitted--and these two, one a seven and the other an eleven, from Bob Hall, of Pinellas Park, Florida, were the first to arrive. Bob, you may recall, designed the beautiful "Rheims Window" cut that we published about a year ago. Bob wrote "I am having fun with the new index"--and, from those of us who are beneficiaries of that fun: Thank you, Bob!

THE O'HENRY II

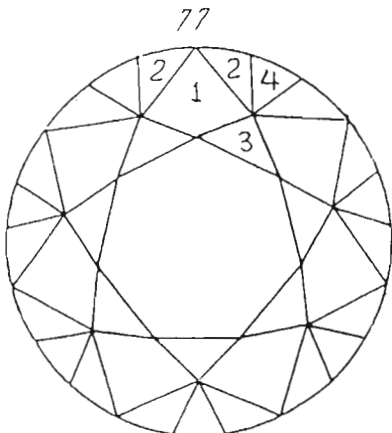
Yes, that name is familiar to you--we printed the original O'Henry Cut 8 years ago (!). It was a design by Dr. Henry Owens, a good friend who has since passed away. Dr. Owens was an enthusiastic faceter and an originator of designs and ideas about faceting--and we know he would be very pleased with the O'Henry II, a seven-main version for the 77 Index Gear. The original O'Henry was characterized by its extraordinary scintillation--and this odd-sided version raises that to another level! Enjoy the O'Henry II:

The angles are for quartz--and where .5 index steps are indicated, use the pin between the segment and the gear.



PAVILION

1. 43° 77, 11, 22, 33, 44, 55, 66
2. 44° 5.5, 16.5, 27.5, 38.5, 49.5, 60.5, 71.5
3. 43.7° +/- 76-01, 10-12, 21-23, 32-34, 43-45, 54-56, 65-67

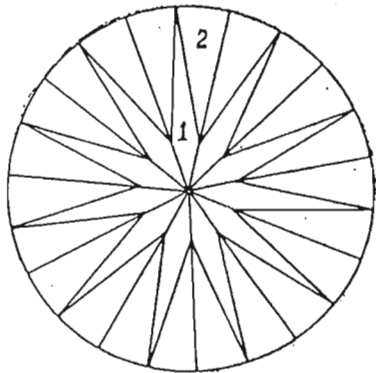


CROWN

1. 38° 77, 11, 22, 33, 44, 55, 66
2. 44° 72-02, 09-13, 20-24, 31-35, 42-46, 53-57, 64-68
3. 23° 5.5, 16.5, 27.5, 38.5, 49.5, 60.5, 71.5
4. 48° +/- Same as 3.--adjust angle for proper meets

[des77.onl]

Here are three designs by Bob Hall--THE SUNLITE CROWN, ELEVEN MAIN BRILLIANT CROWN, and ASMARA STAR. These three use the same pavilion.

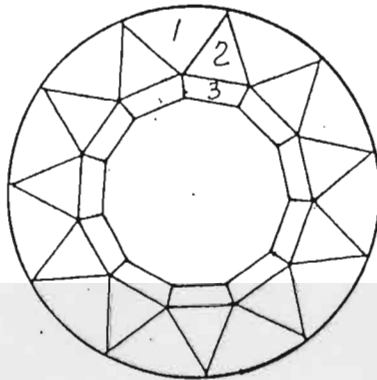


PAVILION

preform--cylinder

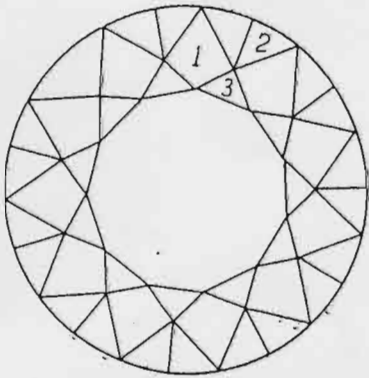
1. 43° 77-07-14-21-28-35-42
49-56-63-70
2. 44° 75-02, 05-09, 12-16,
19-23, 26-30, 33-37,
40-44, 47-51, 54-58,
61-65, 68-72

Prototype: Smokey Quartz
15mm--11 cts.



SUNLITE CROWN

1. 40° 77-07-14-21-28-35-42
49-56-63-70
2. 35° 3½-10½-17½-24½-31½-38½
45½-52½-59½-66½-73½
3. 25° Same as 2
Table 90°--Any index



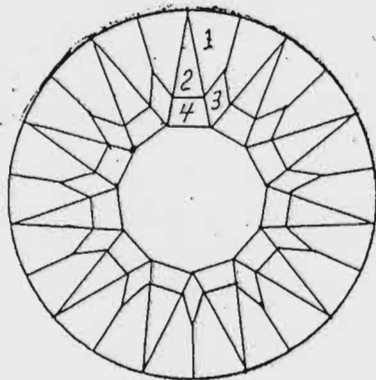
77

ELEVEN MAIN BRILLIANT CROWN

1. 35° 77-07-14-21-28-35-42
49-56-63-70
2. 40° 75-02, 05-09, 12-16,
19-23, 26-30, 33-37,
40-44, 47-51, 54-58,
61-65, 68-72
3. 27° 3½-10½-17½-24½-31½-38½
45½-52½-59½-66½-73½

(use pin or gizmo on Ultra
Tec for half index)

ASMARA STAR



1. 45° 75-02, 05-09, 12-16,
19-23, 26-30, 33-37,
40-44, 47-51, 54-58,
61-65, 68-72
2. 42½° 77-07-14-21-28-35-42
49-56-63-70
3. 43° 03½-10½, 17½, 24½, 31½,
38½, 45½, 52½, 59½, 66½,
73½
4. 37° Same as 2